

Scaled data based on original data using
LM-79-08 Approved Method: Electrical and Photometric Measurements of Solid-
State Lighting Products

Test Report Prepared for
Cooper Lighting Solutions
(formerly Eaton)

Brand: McGRAW-EDISON

Report Number: P595164

Luminaire Tested: **IST-PA1C-827-U-T2R**

Issue Date: 3/22/2022

Test Information

Test Method: LM-79-08
Report Number: P595164
TEST IS SCALED FROM IESNA LM-79-08 TEST DATA (G1-2201-510-1)
Test Lab: INNOVATION CENTER
Issue Date: 3/22/2022
Manufacturer: COOPER LIGHTING SOLUTIONS (FORMERLY EATON)
Product Line: McGRAW-EDISON
Catalog Number: IST-PA1C-827-U-T2R
Description: IMPACT ELITE LED TRAPEZOID LUMINAIRE
(1) 80 CRI, 2700K, 615mA LIGHT ENGINE WITH 24 LEDS AND TYPE II ROADWAY OPTICS
Light Source: -
Ballast/Driver: ELECTRONIC DRIVER

Summary

Lumens per Lamp: N/A
Luminaire Lumens: 4953 lumens
Efficiency: N/A
Efficacy: 102.5 lumens/watt
Luminous Opening: Rectangular (W 0.75' x L: 0.5' x H: 0')
IES Classification: Type II - Medium
BUG Rating: B1 - U0 - G1

Input Watts (W): 48.3
Input Voltage (V): NR
Input Current (Ain): NR
Voltage Rise (V): NR
Power Factor: NR
Total Harmonic Distortion (THDi): NR
Frequency (hertz): 60
Stabilization Time: NR
Operation Time: NR
Ambient Temperature (°C): NR
Test Distance: 28.75 FT

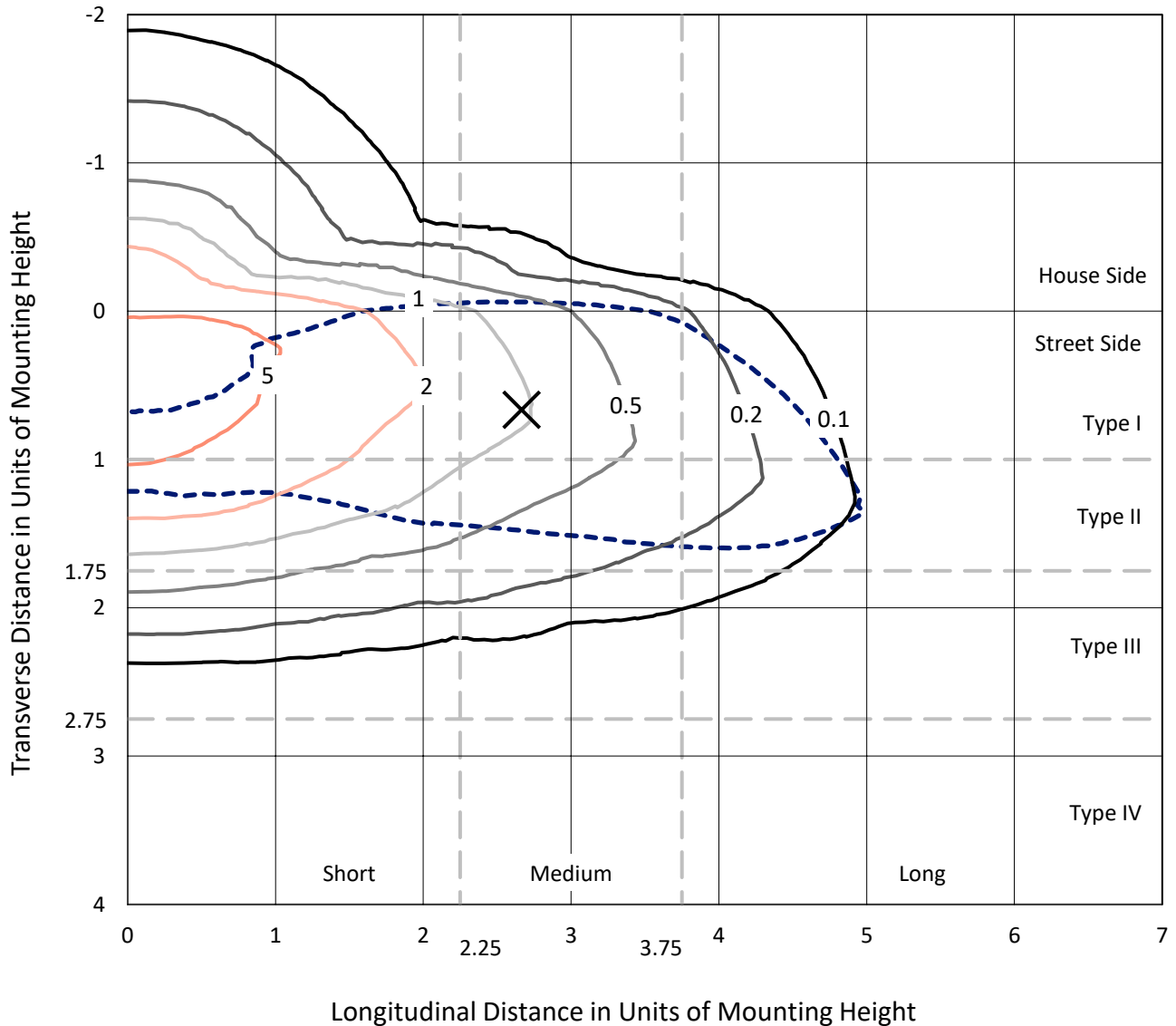




REPORT NUMBER: P595164
 CATALOG NUMBER: IST-PA1C-827-U-T2R

Iso-Footcandle Lines of Horizontal Illumination

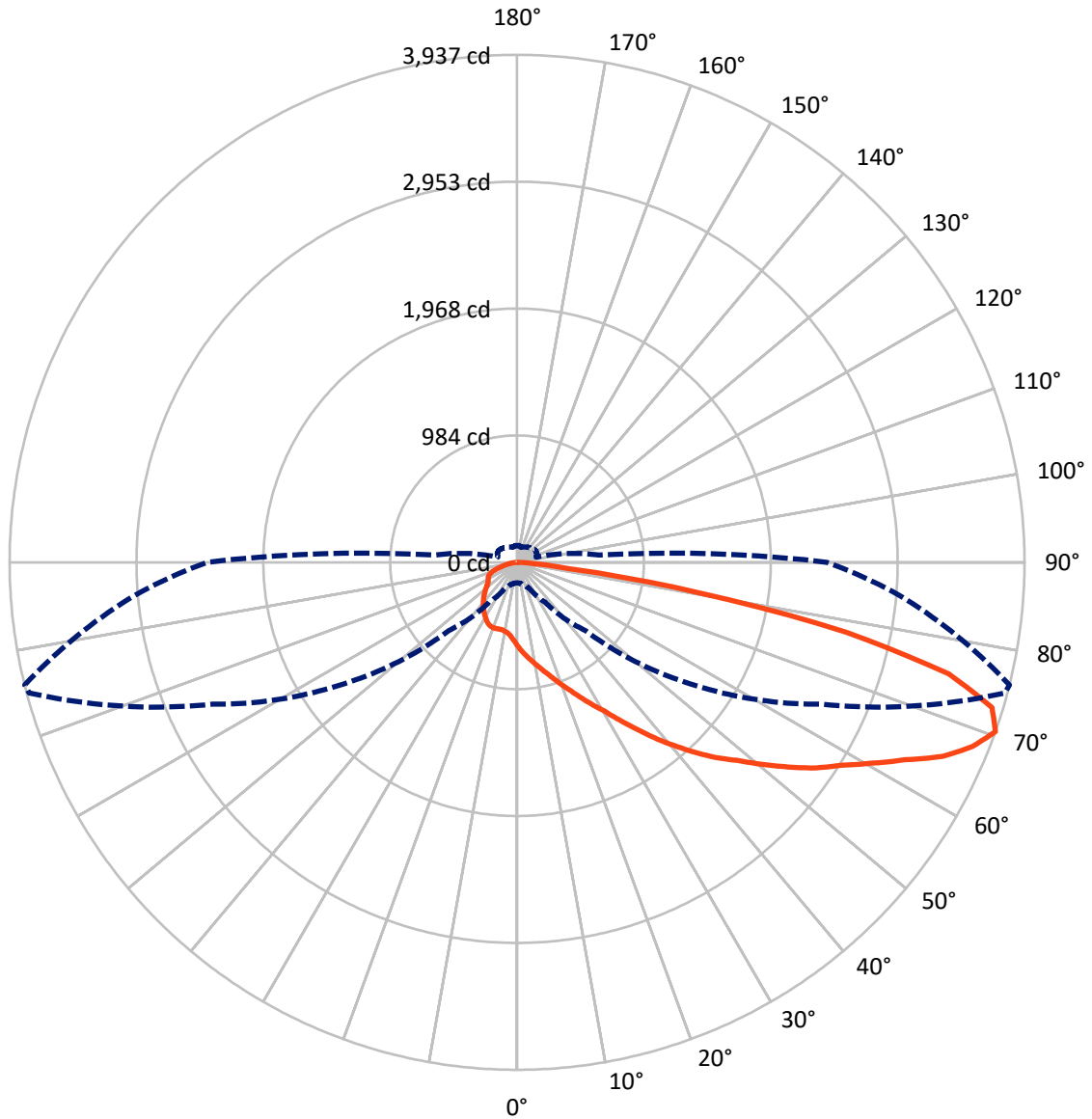
× Max cd
 - - - 1/2 Max cd



Based on 12 foot mounting height. Maximum calculated value = 7.8 fc
 Type II - Medium - N/A

REPORT NUMBER: P595164
CATALOG NUMBER: IST-PA1C-827-U-T2R

Luminous Intensity Polar Plot



— Vertical Plane Through 76-Deg Lateral - - - Horizontal Cone Through 70-Deg Vertical

REPORT NUMBER: P595164
 CATALOG NUMBER: IST-PA1C-827-U-T2R

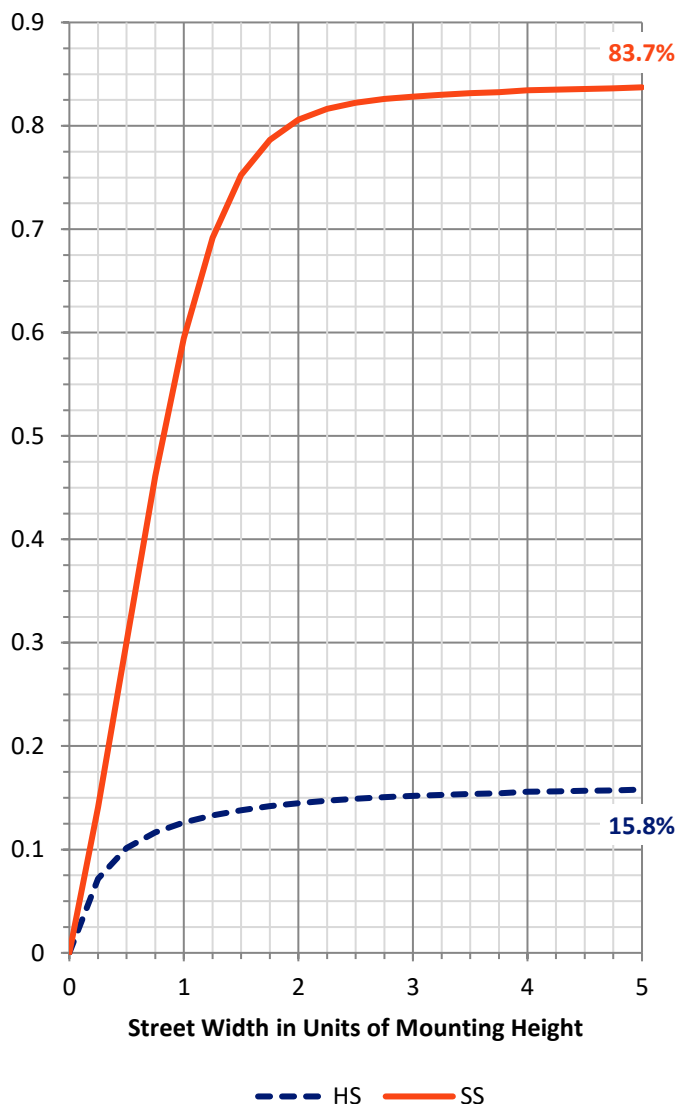
FLUX DISTRIBUTION:

		Downward	Upward	Total
House Side	Lumens	794.4	0.0	794.4
	% Fixture	16.0	0.0	16.0
Street Side	Lumens	4158.6	0.0	4158.6
	% Fixture	84.0	0.0	84.0
Total	Lumens	4953.0	0.0	4953.0
	% Fixture	100.0	0.0	100.0

ZONAL LUMENS:

Zone	Lumens	% Fixture
0°-10°	63.3	1.3
10°-20°	209.0	4.2
20°-30°	385.1	7.8
30°-40°	645.2	13.0
40°-50°	916.8	18.5
50°-60°	1058.6	21.4
60°-70°	973.1	19.6
70°-80°	613.6	12.4
80°-90°	88.3	1.8
90°-100°	0.0	0.0
100°-110°	0.0	0.0
110°-120°	0.0	0.0
120°-130°	0.0	0.0
130°-140°	0.0	0.0
140°-150°	0.0	0.0
150°-160°	0.0	0.0
160°-170°	0.0	0.0
170°-180°	0.0	0.0
0°-90°	4953.0	100.0
0°-180°	4953.0	100.0

Coefficient of Utilization

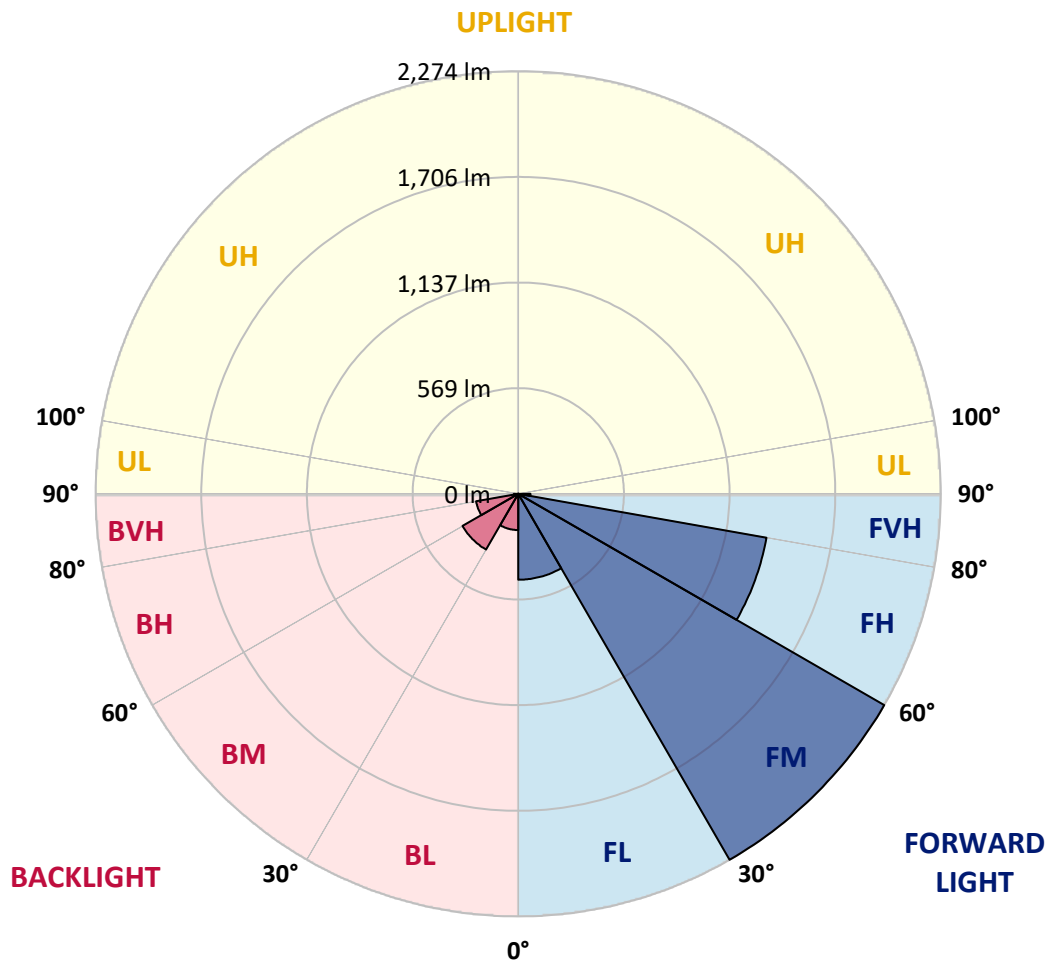


REPORT NUMBER: P595164
 CATALOG NUMBER: IST-PA1C-827-U-T2R

LUMINAIRE CLASSIFICATION SYSTEM LUMEN TABLE AND BUG RATING:

Zone	Lumens	% Fixture	Zone Rating/Lumen Limit		
			B	U	G
FL (0°-30°)	462.4	9.3			
FM (30°-60°)	2274.3	45.9			
FH (60°-80°)	1356.4	27.4			G1/1800
FVH (80°-90°)	65.4	1.3			G1/100
BL (0°-30°)	195.0	3.9	B1/500		
BM (30°-60°)	346.3	7.0	B1/1000		
BH (60°-80°)	230.3	4.6	B1/500		G1/500
BVH (80°-90°)	22.8	0.5			G1/100
UL (90°-100°)	0.0	0.0		U0/0	
UH (100°-180°)	0.0	0.0		U0/0	

BUG Rating: B1-U0-G1
 Type II Medium





REPORT NUMBER: P595164
 CATALOG NUMBER: IST-PA1C-827-U-T2R

CANDELA DISTRIBUTION (FULL):

	0°	5°	15°	25°	35°	45°	55°	65°	75°	76°	85°
0°	649.8	649.8	649.8	649.8	649.8	649.8	649.8	649.8	649.8	649.8	649.8
2.5°	782.1	780.9	777.3	771.4	766.6	752.3	733.2	716.5	691.5	689.1	664.1
5°	852.4	847.7	847.7	841.7	835.7	820.2	796.4	766.6	730.8	728.4	680.8
7.5°	885.8	887.0	884.6	879.9	881.1	867.9	846.5	816.7	767.8	765.4	703.4
10°	933.5	932.3	927.5	924.0	922.8	910.9	891.8	864.4	813.1	808.3	729.6
12.5°	980.0	976.4	977.6	976.4	974.0	962.1	944.2	916.8	853.6	851.2	761.8
15°	1006.2	1005.0	1013.4	1015.8	1025.3	1014.6	999.1	968.1	910.9	901.3	800.0
17.5°	1022.9	1021.7	1030.1	1049.2	1067.0	1067.0	1062.3	1028.9	965.7	958.5	842.9
20°	1051.5	1056.3	1070.6	1086.1	1112.3	1117.1	1115.9	1101.6	1028.9	1021.7	890.6
22.5°	1108.8	1106.4	1118.3	1142.1	1166.0	1173.1	1174.3	1174.3	1101.6	1088.5	939.5
25°	1231.6	1225.6	1216.1	1213.7	1242.3	1241.1	1237.5	1245.9	1177.9	1168.4	995.5
27.5°	1465.2	1452.1	1415.2	1341.2	1324.6	1330.5	1312.6	1313.8	1264.9	1253.0	1043.2
30°	1687.0	1681.0	1646.5	1557.0	1462.9	1429.5	1398.5	1385.4	1361.5	1341.2	1094.5
32.5°	1887.3	1888.5	1846.7	1749.0	1652.4	1547.5	1493.9	1466.4	1476.0	1458.1	1164.8
35°	2023.2	2012.5	1986.2	1920.7	1815.8	1715.6	1613.1	1552.3	1603.5	1583.3	1235.1
37.5°	2103.1	2094.7	2073.3	2026.8	1974.3	1877.7	1747.8	1654.8	1754.9	1725.1	1324.6
40°	2143.6	2131.7	2110.2	2091.2	2066.1	2013.7	1899.2	1771.6	1893.2	1867.0	1412.8
42.5°	2148.4	2140.0	2128.1	2118.6	2126.9	2119.8	2047.0	1907.6	2038.7	2010.1	1514.1
45°	2144.8	2150.8	2136.5	2119.8	2136.5	2197.3	2197.3	2043.5	2183.0	2161.5	1610.7
47.5°	2147.2	2141.2	2136.5	2131.7	2134.1	2217.5	2301.0	2171.0	2321.3	2296.2	1723.9
50°	2048.2	2056.6	2097.1	2115.0	2125.7	2222.3	2384.4	2309.3	2492.9	2461.9	1850.3
52.5°	1733.5	1738.3	1923.1	2056.6	2099.5	2203.2	2442.9	2463.1	2662.2	2638.4	1986.2
55°	1335.3	1360.3	1535.6	1862.2	2039.9	2171.0	2460.7	2563.3	2835.1	2816.0	2123.3
57.5°	1099.2	1102.8	1204.1	1496.2	1851.5	2141.2	2478.6	2655.1	2990.1	2968.6	2266.4
60°	912.0	903.7	965.7	1154.1	1538.0	2022.0	2482.2	2727.8	3170.1	3163.0	2414.2
62.5°	670.0	679.6	739.2	898.9	1202.9	1780.0	2464.3	2789.8	3384.7	3375.2	2578.8
65°	411.3	423.2	496.0	642.6	910.9	1412.8	2347.5	2822.0	3610.0	3631.5	2756.4
67.5°	218.2	226.5	269.4	388.7	624.7	1076.6	2066.1	2781.4	3800.8	3810.3	2926.9
70°	159.8	160.9	175.3	219.4	376.7	748.7	1645.3	2605.0	3917.6	3936.7	2982.9
72.5°	139.5	140.7	146.6	157.4	205.1	456.6	1179.1	2297.4	3868.8	3852.1	2888.7
75°	126.4	126.4	131.1	134.7	150.2	252.8	722.5	1880.1	3495.6	3458.6	2463.1
77.5°	108.5	108.5	113.3	118.0	130.0	163.3	377.9	1393.7	2673.0	2609.8	1684.6
80°	87.0	87.0	93.0	99.0	114.5	122.8	184.8	932.3	1528.4	1435.4	766.6
82.5°	59.6	64.4	75.1	82.3	95.4	87.0	108.5	403.0	481.7	417.3	172.9
85°	35.8	38.2	53.6	62.0	71.5	46.5	66.8	155.0	144.3	126.4	39.3
87.5°	3.6	6.0	21.5	25.0	25.0	13.1	28.6	37.0	41.7	42.9	9.5
90°	0.0	0.0	0.0	0.0	0.0	0.0	0.0	0.0	0.0	0.0	0.0



REPORT NUMBER: P595164
 CATALOG NUMBER: IST-PA1C-827-U-T2R

CANDELA DISTRIBUTION (continued):

	90°	95°	105°	115°	125°	135°	145°	155°	165°	175°	180°
0°	649.8	649.8	649.8	649.8	649.8	649.8	649.8	649.8	649.8	649.8	649.8
2.5°	649.8	635.5	608.0	583.0	558.0	541.3	524.6	518.6	510.3	504.3	509.1
5°	655.7	625.9	573.5	529.3	499.5	476.9	466.2	460.2	455.4	454.2	453.0
7.5°	662.9	618.8	548.4	499.5	470.9	460.2	457.8	457.8	457.8	459.0	460.2
10°	678.4	621.1	535.3	482.8	467.4	465.0	466.2	470.9	470.9	472.1	472.1
12.5°	696.3	627.1	525.8	480.5	470.9	472.1	473.3	475.7	475.7	479.3	478.1
15°	722.5	639.0	524.6	482.8	474.5	472.1	472.1	470.9	470.9	470.9	473.3
17.5°	755.9	655.7	525.8	482.8	470.9	466.2	462.6	459.0	454.2	456.6	454.2
20°	789.2	676.0	525.8	476.9	461.4	449.5	438.7	432.8	426.8	425.6	426.8
22.5°	831.0	699.8	519.8	463.8	441.1	424.4	408.9	400.6	391.0	387.5	385.1
25°	866.7	718.9	507.9	444.7	418.5	394.6	374.4	360.1	348.1	345.7	345.7
27.5°	903.7	735.6	490.0	420.9	386.3	360.1	337.4	319.5	307.6	306.4	305.2
30°	938.3	749.9	466.2	394.6	357.7	326.7	300.4	284.9	274.2	268.2	264.7
32.5°	983.6	769.0	443.5	368.4	324.3	293.3	269.4	256.3	242.0	232.5	228.9
35°	1040.8	791.6	418.5	339.8	294.5	263.5	249.2	230.1	212.2	201.5	197.9
37.5°	1105.2	823.8	392.2	310.0	264.7	242.0	233.7	203.9	184.8	181.2	180.0
40°	1185.1	854.8	362.4	279.0	236.1	230.1	215.8	184.8	175.3	174.1	172.9
42.5°	1264.9	888.2	333.8	248.0	213.4	215.8	195.5	180.0	171.7	169.3	168.1
45°	1357.9	921.6	305.2	220.6	195.5	195.5	184.8	175.3	168.1	165.7	165.7
47.5°	1455.7	955.0	274.2	196.7	182.4	175.3	176.4	169.3	164.5	162.1	160.9
50°	1578.5	987.2	245.6	180.0	174.1	164.5	168.1	163.3	160.9	158.6	157.4
52.5°	1694.1	1001.5	219.4	170.5	169.3	159.8	160.9	158.6	157.4	153.8	152.6
55°	1807.4	997.9	199.1	165.7	163.3	158.6	156.2	155.0	153.8	150.2	149.0
57.5°	1933.8	993.1	186.0	164.5	159.8	155.0	155.0	151.4	146.6	146.6	146.6
60°	2064.9	977.6	180.0	164.5	158.6	155.0	152.6	149.0	144.3	145.5	144.3
62.5°	2212.8	947.8	176.4	168.1	159.8	153.8	151.4	146.6	140.7	141.9	140.7
65°	2342.7	887.0	174.1	171.7	162.1	155.0	149.0	143.1	135.9	137.1	135.9
67.5°	2430.9	784.5	166.9	174.1	165.7	153.8	146.6	138.3	128.8	133.5	132.3
70°	2405.9	637.8	153.8	169.3	169.3	155.0	143.1	132.3	121.6	131.1	127.6
72.5°	2211.6	479.3	128.8	152.6	166.9	155.0	135.9	122.8	113.3	119.2	112.1
75°	1815.8	325.5	102.5	121.6	156.2	156.2	130.0	113.3	101.3	97.8	95.4
77.5°	1132.6	202.7	79.9	89.4	131.1	155.0	124.0	101.3	84.6	82.3	79.9
80°	448.3	108.5	63.2	64.4	96.6	141.9	115.6	85.8	68.0	65.6	60.8
82.5°	102.5	54.8	44.1	42.9	59.6	115.6	104.9	68.0	52.5	52.5	44.1
85°	31.0	28.6	28.6	27.4	29.8	59.6	81.1	46.5	35.8	25.0	21.5
87.5°	8.3	11.9	10.7	9.5	9.5	8.3	26.2	11.9	7.2	3.6	2.4
90°	0.0	0.0	0.0	0.0	0.0	0.0	0.0	0.0	0.0	0.0	0.0

(END OF REPORT)